

# Bradstone USA

---

You are in

[Home](#) > [Products](#) > [Simply Installed](#) > **Patio Feature Kits Guide**

---

## Main Sections

[About Us](#) | [Products](#) | [Photo Gallery](#) | [News](#) | [Where to Buy](#)

---

## Current links

[General Information](#)

[A Guide to Laying Paving](#)

[A Guide to Laying Walling](#)

[Laying Wall with Mountain Block](#)

[Patio Feature Kits Guide](#)

[Patio Laying Patterns](#)

---

## Patio Pack Guide


Random laying is made easier with Bradstone Patio Packs that eliminate the need for cutting the paving stones. Each Patio Pack is available on a single pallet complete with laying instructions. For larger areas, simply add additional Patio Packs.

### Old Town Flagstone Paving and Wetherdale Paving Standard Patio Pack


Old Town Flagstone Paving & Wetherdale Paving Standard Patio Pack- approx. size: 9' x 7½ '. There is an alternative laying pattern option of 15½" x 4½ '.

Old Town Flagstone Paving and  
Wetherdale Paving Standard Patio Pack


	Size	Pieces

	24" x 24"	3
	18" x 24"	3
	12" x 24"	9
	18" x 18"	2
	12" x 18"	12
	12" x 12"	6

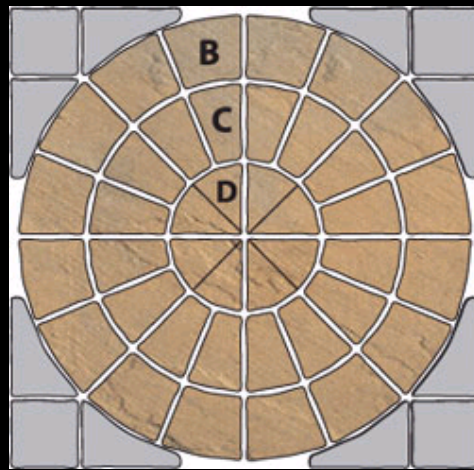
Old Town Flagstone Paving and  
Wetherdale Paving Standard Patio Pack

	Size	Pieces
	8½" x 17"	7
	26" x 17"	4
	26" x 8½"	10
	17" x 17"	7

Old Town Flagstone Large Circle



Large Old Town Flagstone Circle =  
approx. 13 feet

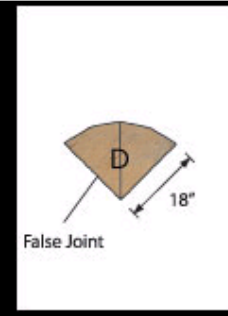
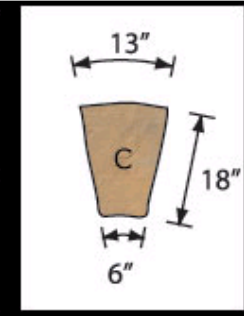
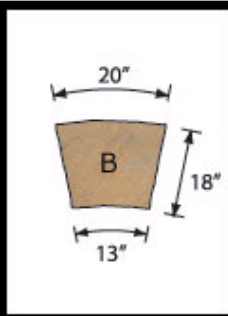
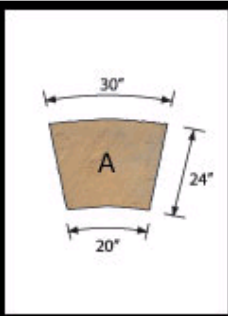


Small Old Town Flagstone Circle = approx.  
9 feet

Shaded areas represent optional accessory  
features

Old Town Flagstone Small Circle Accessories





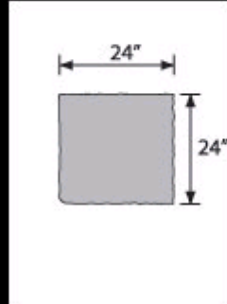
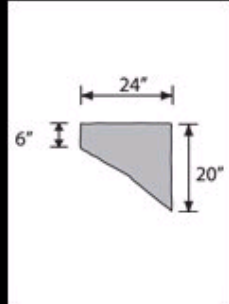
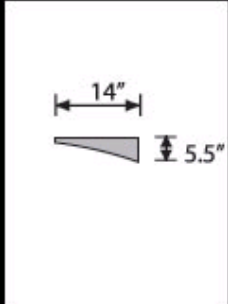
**Outer Circle**

**Outer Middle**

**Inner Circle**


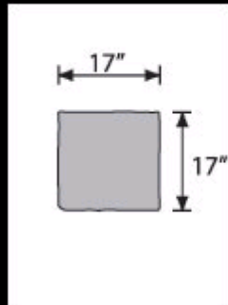
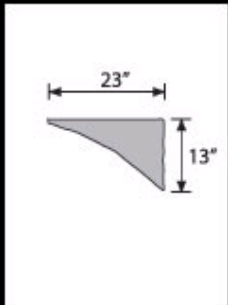
**Center**

Old Town Flagstone Large Circle Corner Accessories



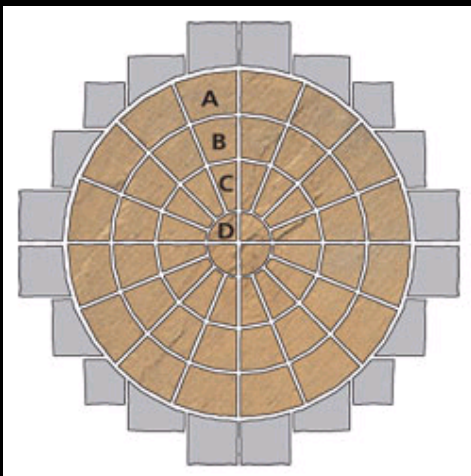
**Old Town Flagstone Large Circle Corner Accessories**

Old Town Flagstone Large Circle Corner Accessories



**Old Town Flagstone Small Circle Corner Accessories**

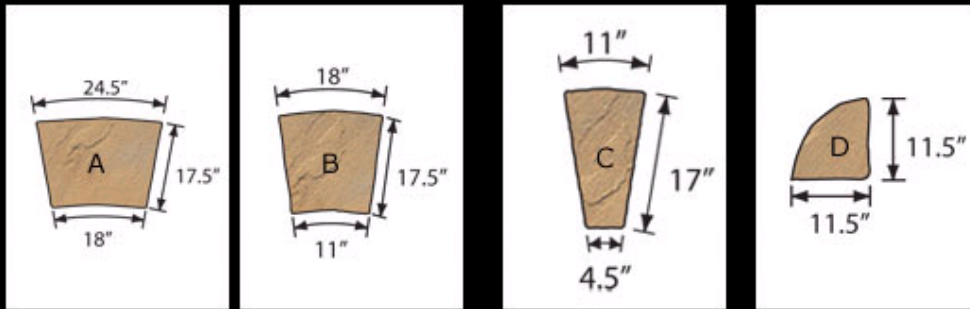
Wetherdale Large Circle



Wetherdale Large Circle = approx.  $10 \frac{3}{4}$   
 (Outer dimension with random accessories =  $13 \frac{3}{4}$  feet)

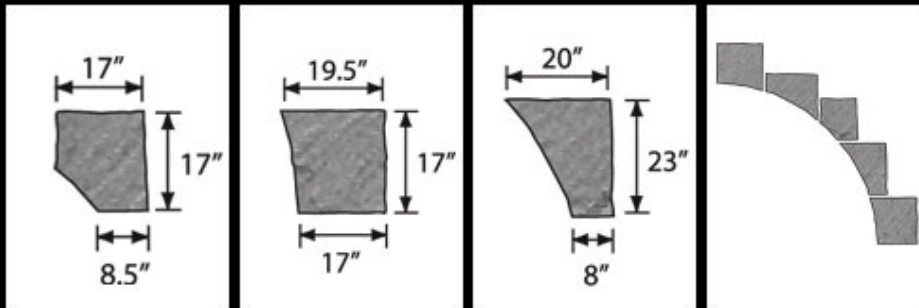
Shaded areas represent optional accessory features

Weatherdale Large Circle Accessories



**Outer Circle Outer Middle Inner Middle Center**

Weatherdale Large Circle Accessories & Corner Accessories



**Wetherdale Large Circle Corner Accessories**

[Return to Graphics Mode](#)